



Wall Putty

CEMENT BASED
COARSE



JSW Wall Putty Cement Based Coarse is designed to level large surface undulations on cement plasters and pre-cast formwork.

PACK SIZES



40 KG

FEATURES



- Levels large surface undulations
- Excellent abrasion resistance
- Water-resistant
- Does not require curing with water

SURFACES



Interior or exterior concrete, masonry, plaster surfaces and brick work

CAUTION



- Do not apply below 10 °C or above 45 °C
- Do not apply if humidity > 90%
- Do not over-thin. Use the diluted product within 24 hours
- In case of eye contact, wash with plenty of water, seek medical attention
- Tightly close the bag when not in use and store in a cool, dry place
- Once mixed with water, use within 30 min within the pot life, before setting



PREPARATION

- Surfaces to be painted must be clean, dry and free from seepage, leakage, loose old paint, dirt, dust, grease, oil, soap, wax and any other contamination.
- Remove any peeling paint and sand these areas to feather edges smooth with adjacent surfaces
- New plaster or masonry surfaces must be allowed to cure (28 days) before application
- Cured plaster should be hard (non-powdery) and in sound condition
- Growths of fungus, algae or moss should be removed by wire brushing and washing thoroughly with potable water
- In case of areas having excess dampness/waterproofing issues, please repair the surface before painting
- In case there are structural cracks, please study and repair them with a structural engineer
- Open non-structural cracks in V-groove and fill with cement/crack filler
- Apply cement (where needed) to fill the dents and level the surface as explained in the steps below
- Sand and smoothen the surface with sand paper no. 320 and wipe clean before paint application






APPLICATION

TOOLS For best results, use a quality putty knife

DILUTION 20% - 30% Water in 1kg of coarse putty

For new masonry surface^:

STEP 1	1 COAT	 Wall Putty CEMENT BASED COARSE	6-8 hrs dry before re-coat light sanding after drying with 180 mesh sand paper
STEP 2	1 COAT	 Wall Putty CEMENT BASED	6-8 hrs dry 6 to 8 hours drying, sanding after drying with 320 mesh sand paper
STEP 3	1 COAT	 Wall Primer INTERIORS/EXTERIORS	3-4 hrs dry



INFORMATION AND CARE

ENVIRONMENTAL HEALTH AND SAFETY

- Use only with adequate ventilation during application and drying
- Avoid contact with eyes and prolonged or repeated contact with skin
- Do not breathe spray mist or sanding dust
- Use disposable rubber hand gloves, dust mask or nose pad during application, sanding and clean up
- Use within 30 min once mixed with water. Open bag needs to be used within 48 hrs.
- Wash thoroughly after handling
- In case of contact with eyes, rinse immediately with plenty of water and seek medical advice
- In case of skin contact, immediately wash skin with soap and plenty of water. Get medical attention if irritation develops or persists
- No added Lead, Mercury, Chromium, Arsenic or other heavy metals

POST PAINTING CARE

- Apply Primer within 24-48 hours of putty application
- Apply finishing coat within 7 days of primer application

PRODUCT INFORMATION

Colours	White
---------	-------

KEY DATA

Coverage[^] (For 5mm thickness)	2 - 3 sq.ft/kg 0.18 - 0.27 m ² /kg
Drying Time* (30°C @ 60 R/H)	6 - 8 hours
Flash Point	N/A
Sheen Level	N/A
Binder Type	Cement and Polymer
Thin with	Clean Water, 20% - 30% in 1 kg

Other JSW Paints Preparation Products:

JSW Paints Preparation range offers optimum base for the painting surface so as to ensure that the finishing coats provide a beautiful experience of painting spaces.



INTERIOR PRIMER



EXTERIOR PRIMER



ACRYLIC WALL PUTTY

JSW Paints Top Coats Range:



Our extensive range of water-based emulsions are designed to capture myriad ideas of beauty and evoke a spectrum of emotions that set the perfect ambience.



HALO INTERIORS



AURUS INTERIORS



PIXA INTERIORS

JSW Paints - Think Beautiful. Every JSW Paints product works to transform beautiful thoughts to reality. Everything about the paint, its application and finish is designed to be the 'Simple-Swift-Sure' way to making homes beautiful.

Version No. 01 (12/2023)

This information sheet supersedes all previous versions

For feedback/complaints, write to Customer Care Manager, JSW Paint Pvt. Ltd, Jindal Mansion, 5A, Dr. G.Deshmukh Marg, Mumbai 400 026, India or email at ccpaints@jsw.in or call on 1800-121-5797.

*Drying time and number of coats are dependent on temperature, humidity, surface porosity and film thickness.

[^]Actual coverage may vary from the quoted coverage, due to factors such as method and condition of application and surface roughness and porosity.